7.4 Dimensions for Rolled Ballscrews

FSC Type ◀ Standard Product

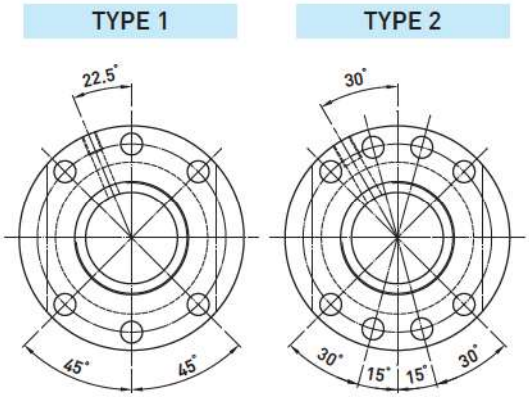

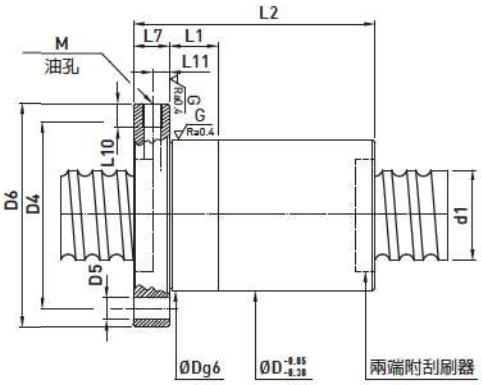

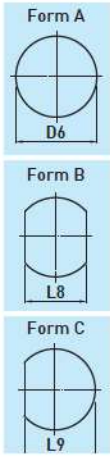

Model	Size		Ball Dia.	Circuits	Dynamic Load C(kgf)	Static Load Co(kgf)	Nut			Flange							Oil Hole			Double starts	Incom-plete Thread
	Nominal Dia.	Lead					D	L1	L2	TYPE	Form A (D6)	Form B (L8)	Form C (L9)	L7	D4	D5	M	L10	L11		
14-10K3	14	10	3.175	3	830	1610	28	10	46	1	48	40	44	10	38	5.5	M5×0.8P	6	5		
15-16K2	15	16	3	2	550	1110		10	45											●	
15-20K2		20	3.175	2	570	1130	34	10	50		57	43	50		45					●	
16-16K2	16	16		2	620	1240		10	47												●
20-10K4	20	10	3	4	1220	3050		10	55												
20-20K2		20	3.175	2	690	1560	36	10	57		58	44	51		47	6.6	M6×1P	8		●	●
20-8K5		8	4.763	5	2670	5850	45	10	64		65	51	58		54						●
25-25K2	25	25	3.175	2	760	1950	40	10	69		62	48	55		51					●	
25-6K5		6	3.969	5	2440	6470	42	10	50		65	51	58		54						●
25-20K3		20		3	1490	3670	45	10	80											●	
25-8K5		8	4.763	5	3130	7820	50	10	64		70	56	63		60						●
28-6K5	28	6	3.969	5	2620	7500	50	10	49		80	62	71	12	65	9			6		●
32-20K3	32	20	3.969	3	1710	4890	50	20	87		80	62	71		65					●	
32-32K2		32		2	1160	3170		20	87											●	
32-40K2		40		2	1120	3100		20	94											●	
32-25K2		25	4.763	2	1490	3760	54	20	72		86	65	75.5	14	71				7	●	●
32-32K2		32		2	1450	3700	54	20	88											●	●
32-10K5		10	6.35	5	5270	13880	62	10	77		92	74	83		77						●
32-20K4		20		4	4240	10850	57	20	107		87	69	78		72					●	●
36-6K5	36	6	3.969	5	2860	9230	56	10	51	2	86	65	75.5		71		M8×1P	10			●
36-10K5		10	6.35	5	5400	14800	66	20	80		96	73	84.5		81						●
36-20K4		20		4	4360	11590	65	20	108		95	72	83.5		80					●	●
38-40K2	38	40	6.35	2	2330	5910		25	102		93	70	81.5		78					●	●
40-6K5	40	6	3.969	5	3040	10600	63	20	52												
40-8K5		8	4.763	5	3830	12300		20	68												●
40-10K5		10	6.35	5	5690	16580	70	20	83		100	75	87.5		85						●
40-16K5		16		5	5670	16490		20	108												●
40-20K4		20		4	4600	13010		20	110											●	●
40-40K2		40		2	2390	6260	67	25	101		95	72	83.5		80					●	●
40-12K5		12	7.144	5	6680	18730	75	20	90		110	85	97.5		93						●
45-10K5	45	10	6.35	5	6130	19180	75	20	78		110	85	97.5	16	93	11			8		●
45-12K5		12	7.144	5	7040	20960	80	20	88		117	92	104.5		100						●
45-20K4		20		4	5720	16490		25	113												●
50-10K5	50	10	6.35	5	6330	20980	82	25	80		118	92	105		100						●
50-16K5		16		5	6310	20910		25	109												●
50-12K5		12	7.938	5	8760	27250	85	25	97		121	95	108		103						●
50-50K2		50		2	3580	9800		25	124											●	●
50-20K4		20	9.525	4	8850	24750	88	25	120												●
63-10K5	63	10	6.35	5	6950	26280	95	25	84		135	100	117.5	20	115	13.5			10		●
63-40K2		40		2	2980	9990		25	110											●	
63-12K5		12	7.938	5	9690	34130	98	25	94		138	103	120.5		118						●
63-16K4		16	9.525	4	10180	32600	109	25	100		147	112	129.5		127						●
63-20K5		20		5	12430	41100	107	25	140												●
80-10K5	80	10	6.35	5	7760	34180	110	25	80		150	115	132.5	25	130				12.5		●
80-16K4		16	9.525	4	11140	40490	125	25	105		170	135	152.5		150						●
80-20K4		20		4	11140	40440	120	25	122		165	130	147.5		145						●