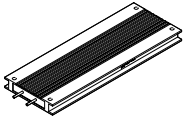
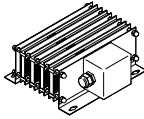
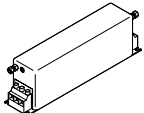



Accessories

Ordering data – Braking resistors						Data sheets → Internet: cacr
	For type	Resistance value [Ω]	Nominal power [W]	Part no.	Type	
CACR-LE2-...						
	CMMP-AS-C2-3A-...	50	200	2882342	CACR-LE2-50-W500 ¹⁾	
	CMMP-AS-C5-3A-...	72	200	1336611	CACR-LE2-72-W500	
CACR-KL2-...						
	CMMP-AS-C5-11A-P3-...	67	720	1336617	CACR-KL2-67-W1800	
	CMMP-AS-C10-11A-P3-...	40	800	2882343	CACR-KL2-40-W2000 ¹⁾	
	CMMP-AS-C15-11A-P3-...					


1) Recommended braking resistor


Ordering data – Mains filter						
	For type	Operating voltage [V]	Input current [A]	Dimensions [mm]	Part no.	Type
	CMMP-AS-C15-11A-P3-...	520/300	16	Length: 230 Width: 50 Height: 70	3947275	CADF-C15-11A-P3



Note

Regardless of the length of the motor cable, the mains filter is mandatory for compliance with the CE and EN standards.

Ordering data – Software and documentation		
	Description	→ Internet
	<p>The following descriptions are available on the Festo website:</p> <ul style="list-style-type: none"> • Hardware: mounting and installation of all variants • Functions: instructions on commissioning with FCT + functional description • FHPP: control and parameterisation of the motor controller via the FHPP profile • DS402: control and parameterisation of the motor controller via the device profile CiA 402 (DS402) • CAM editor: cam disc functionality (CAM) of the motor controller • Safety module: functional safety engineering for the motor controller with the safety function STO 	www.festo.com/net/SupportPortal

Ordering data – Software and documentation for the cam editor			
	Description	Part no.	Type
	<p>Software package contains:</p> <ul style="list-style-type: none"> • CD-ROM <ul style="list-style-type: none"> – With user documentation in de, en, es, fr, it, ru, zh – With additional functions for the cam disc functionality <p>The software package is not included in the scope of delivery</p>	570903	GSPF-CAM-MC-ML