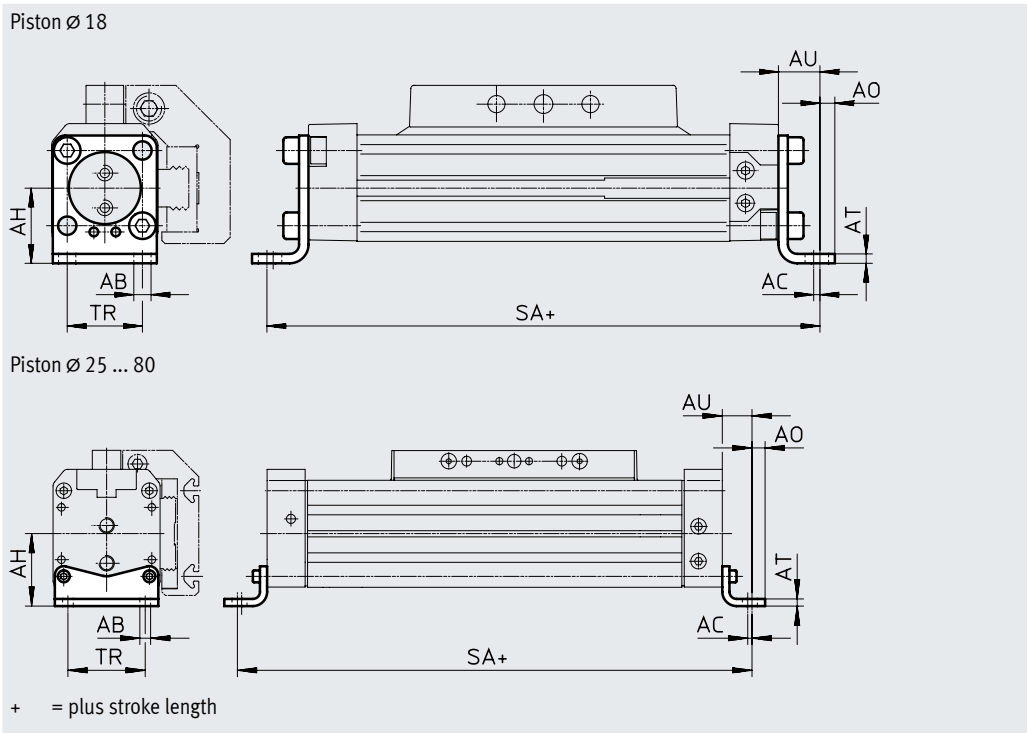


## Accessories

### Foot mounting HP (order code F)

Material:  
Galvanised steel



Dimensions and ordering data												
For Ø [mm]	AB Ø	AC	AH	AO	AT	AU	SA		TR	Weight [g]	Part no.	Type
							GK	GV				
18	5.5	2	24	4.8	3	13.2	176.5	256.4	24	59	158472	HP-18
25	5.5	2	29.5	6	3	13	226	326	32.5	61	150731	HP-25
32	6.6	2	37	7	4	17	284	414	38	117	150732	HP-32
40	6.6	2	46	8.5	5	17.5	335	505	45	188	150733	HP-40
50	9	3	61	11	6	25	400	600	65	243	150734	HP-50
63	11	3	69	13.5	6	28	456	706	75	305	150735	HP-63
80	13	3	85	12	8	28	576	-	72	620	158453	HP-80

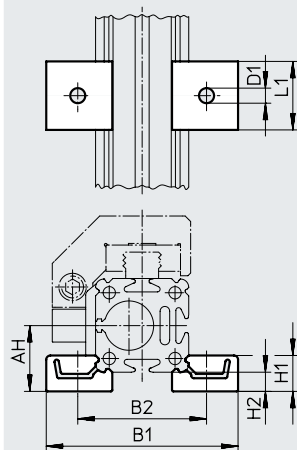
## Accessories

### Central support MUP (order code: M)

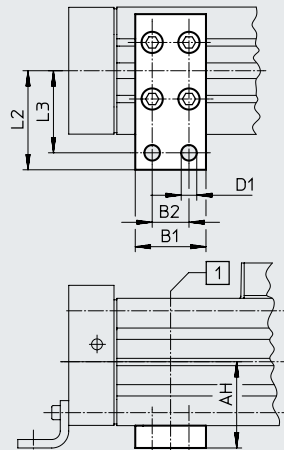
Material:  
Anodised aluminium



Piston  $\varnothing$  18 and 25



Piston  $\varnothing$  32 ... 63



[1] Position of the central support along the profile barrel is freely selectable

#### Dimensions and ordering data

For $\varnothing$	AH	B1	B2	D1 $\varnothing$	H1	H2	L1	L2	L3	Weight [g]	Part no.	Type
18	24	70.5	47	5.5	13	7	25	–	–	33	150736	MUP-18/25
25	29.5	81	58	5.5	13	7	25	–	–	33	150736	MUP-18/25
32	37	35	22	6.6	–	–	–	41.5	35	89	150737	MUP-32
40	46	35	22	6.6	–	–	–	47	40	126	150738	MUP-40
50	61	50	26	11	–	–	–	70	58	241	150739	MUP-50
63	69	50	26	11	–	–	–	77	65	340	150800	MUP-63
80	85	50	26	11	–	–	–	88	76	590	158455	MUP-80