

# Cover plates

Porting patterns to DIN 24340 form A and J4,  
ISO 4401,  
plugs and plug screws for valve bores

**RE 48042/10.05**  
Replaces: 01 .03

1/20

## Type HSA

Size 4 to 35  
Component series 3X and 4X  
Maximum operating pressure 315 bar

## Table of contents

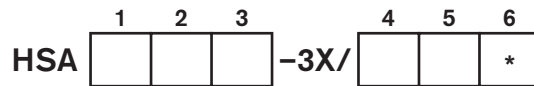
Contents	Page
Explanation of type code for cover plates HSA	2
Components and associated porting pattern types	3 and 4
<b>Porting pattern types:</b>	
– Porting pattern types 04A and 04J	5
– Porting pattern type 05G	5
– Porting pattern type 06A	6 to 8
– Porting pattern type 10B	9 and 10
– Porting pattern types 10D and 10E	10
– Porting pattern types 10F, 10G and 10H	11
– Porting pattern types 16B and 16G	12
– Porting pattern types 20D and 20E	13
– Porting pattern type 22B	14
– Porting pattern types 30D and 30E	15
– Porting pattern type 32B	16
– Porting pattern type 35B	16
Seal kits for cover plates (NBR)	17
Supplementary details on type designations	17
Plugs for valve bores	18
Plug screws for valve bores	18 and 19

## Features

- Cover plates for reserve stations on multi-station manifold plates, vario-plates and control plates
- Interconnecting and flushing functions
- Boost and measuring functions
- End plates with valves
- Max. operating pressure
  - Without valve function: 315 bar
  - With valve function: max. 315 bar  
(depending on valves fitted)
- Weight indications include valves integrated or mounted

Information on available spare parts: <a href="http://www.boschrexroth.com/spc">www.boschrexroth.com/spc</a>
---

**Explanation of type code for cover plates HSA... (for types without valves)**



- |  |   |   |   |                        |  |
|--|---|---|---|------------------------|--|
| <b>1</b>   | <div style="border: 1px solid black; width: 20px; height: 20px; margin: 0 auto;"></div> | Size  | = 04, 05, 06, 10, 16, 20, 22, 30, 32, 35  | } Porting pattern type |  |
| <b>2</b>   | <div style="border: 1px solid black; width: 20px; height: 20px; margin: 0 auto;"></div> | Porting pattern   | = Form A, B, D, E, F, G, H, J   |                        |  |
| <b>3</b>   | <div style="border: 1px solid black; width: 20px; height: 20px; margin: 0 auto;"></div> | Serial number of function version from <b>001 ... 999</b> (determined by the factory) |   |                        |  |
| <b>4</b>   | <div style="border: 1px solid black; width: 20px; height: 20px; margin: 0 auto;"></div> | Type of seal:   | NBR seals = M<br>FKM seals = V<br>(other seals on enquiry)  |                        |  |
| <b>⚠ Caution!</b><br>Observe compatibility of seals with hydraulic fluid used! |   |   |   |                        |  |
| <b>5</b>   | <div style="border: 1px solid black; width: 20px; height: 20px; margin: 0 auto;"></div> | Type of connection:   | No external connection = 00<br>Connection to DIN 3852 part 1 with thread to DIN ISO 228 (Whitworth thread) = 01 |                        |  |
| <b>6</b>   | <div style="border: 1px solid black; width: 20px; height: 20px; margin: 0 auto;"></div> | Further details in clear text   |   |                        |  |

- For circuits and versions other than those given in the data sheet, please consult us!
- Connection threads are always closed pressure-tight.
- Fixing screws (socket head cap screws DIN 912-10.9) are included in the scope of supply and listed with the relevant component

**Order examples**

Cover plate **without** valves (page 6):

Material no.	Type designation
<b>R900316232</b>	<b>HSA 06 A001-3X/M00</b>

The material no. includes the ready-to-install cover plate.

Cover plate **with** valves (page 8):

Material no.	Type designation
<b>R900558067</b>	<b>HSA 06 A054-3X/</b> <span style="border: 1px solid black; padding: 0 2px;">S</span> <sup>15</sup> <span style="border: 1px solid black; padding: 0 2px;">050</span> <sup>16</sup> <b>M00</b>

The material no. includes the ready-to-install cover plate with pressure relief valve type DBDS 6 K1X/50, material no. **R900423727**.

## Components and associated porting pattern types

Component designation	Data sheet no.	Porting pattern type	Component designation	Data sheet no.	Porting pattern type	
.WE 4 .1X/...	23160	<b>04A</b>	4WEH 10 ..4X/...	24751	<b>10B</b>	
HED 8 OH1X/...	50060	<b>04J</b>	H-4WEH 10 ..4X/...			
F 5 P3-3X/...	27761	<b>05G</b>	4WH 10 ..4X/...			
SV 6 PB.-6X/...	21460		H-4WH 10 ..4X/...			
SL 6 PB.-6X/...						
M-.SED 6 .1X/350...	22049	<b>06A</b>	4WRGE 10 ...-1X/...			29070
M-.SEW 6 .3X/420...	22058		4WRTE 10 ...-4X/...			29083
.WM. 6 .5X/...	22280		4WRDE 10 ...-5X/...			29093
.W. 6 .5X/...	22282		4WRZ 10 ..-7X/...			29115
.WMR. 6 .-5X/...	22284		3DRE. 10 P5X/...	29185		
.WE 6 .6X/...	23178		4WS. 2E. 10-5X/...	29583		
.WE 6 .-6X/...	23183		SV 10 P.-4X/...	21468	<b>10D</b>	
DZ 6 DP.-5X/...	26076		SL 10 P.-4X/...			
DA 6 V.-4X/...	26404		DZ 10 DP.-4X/...	26099		
DR 6 DP.-5X/...	26564		DZ 10 -. -5X/...	26391		
2FRM 6 ...-3X/...	28163		DR 10 DP.-4X/...	26580		
4WRA 6 ..-2X/...	29055		DR 10 -. -5X/...	26892		
4WRE 6 ..-2X/...	29061		DR 10 -. -4X/...	26893		
4WRS 6 ..-3X/...	29067		FD 12 PA2X/...	27551		
DBE. 6 ..-1X/...	29158		FD 16 PA2X/...			
DBEP 6 .06-1X/...	29164		DRG 10 -1X/...	29145		
DBET . -5X/...	29165		DRE 10 -5X/...	29176		
DBEMT . -5X/...						
DBETR - 2X/...	29168		DREM 10 -5X/...	25802	<b>10E</b>	
DRE 6 ..-1X/...	29175		DB 10 ..-5X/...			
3DREP 6 .2X/...	29184		DBW 10 ..-5X/...			
2FRE 6 .-2X/...	29188		DB 10 ..-4X/...W65			25818
4WS2EM 6 -2X/...	29564		DB3U 10 ..5X/...			25826
M-.SED 10 .1X/350...	22045		DBG 10 -1X/...			29139
M-.SEW 10 .1X/420...	22075		DBE. 10 -5X/...	29160		
.WM. 10 .3X/...	22331		DBEM. 10 -5X/...			
.WE 10 .-3X/...	23183		4WS2E. 10 -4X/...	29586	<b>10F</b>	
5-.WE 10 .3X/...	23351		4WSE2E. 10 -4X/...			
4WRA. 10 ..-2X/...	29055	3DS2EH 10 -2X/...	29646			
4WRE 10 ..-2X/...	29061	3DSE2EH 10 -2X/...				
.WE 10 .3X...	23327	2FRM 10 -3X/...	28389	<b>10G</b>		
		2FRH 10 -3X/...				
		2FRW 10 -3X/...				
		2FRE 10 -4X/...	29190			
		DBC 10 -. -5X/...	25802	<b>10H</b>		
		DBC 30 -. -5X/...				
		DBC3U 10 ..5X/...	25826			
		DBC3U 30 ..5X/...				
		DZC 30 -. -5X/...	26391			
		DAC 30 -. -5X/...	26411			
		DRC 30 -. -5X/...	26892			
		DBGC 30 -1X/...	29139			
		DRECH 30 -4X/...	29178			

## Components and associated porting pattern types

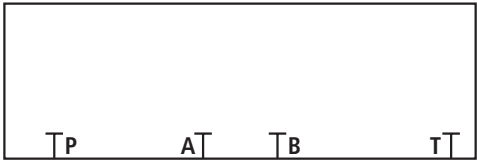
Component designation	Data sheet no.	Porting pattern type	
H-4WMM 16 ..7X/...	22371	<b>16B</b>	
4WEH 16 ..6X/...	24751		
H-4WEH 16 ..6X/...			
4WH 16 ..6X/...			
H-4WH 16 ..6X/...			
4WRGE 16 ...-1X/...			29070
4WRTE 16 ...-4X/...	29083		
4WRDE 16 ...-5X/...	29093		
4WRDU 16 ...-5X/...			
4WRH 16 ..-7X/...	29115		
4WRZ 16 ..-7X/...			
3DRE 16 P 4X/...	29185		
3DREM 16 P 4X/...			
4WS2E. 16 -2X/...	29591		
4WSE2E. 16 -2X/...			
4WSE3EE 16 -1X/...	29595		
2FRM 16 -3X/...	28389	<b>16G</b>	
2FRH 16 -3X/...			
2FRW 16 -3X/...			
2FRE 16 -4X/...	29190		
SV 20 P..-4X/...	21468	<b>20D</b>	
SL 20 P..-4X/...			
DZ 20 -.-5X/...	26391		
DR 20 -.-5X/...	26892		
DR 20 -.-4X/...	26893		
FD 25 PA2X/...	27551		
DRG 20 -1X/...	29145		
DRE 20 -5X/...	29176		
DREM 20 -5X/...			
DB 20 ..-5X/...	25802		<b>20E</b>
DBW 20 ..-5X/...			
DB 20 ..-4X/...W65	25818		
DB3U 20 ..5X/...	25826		
DBG 20 -1X/...	29139		
DBE. 20 -5X/...	29160		
DBEM. 20 -5X/...			

Component designation	Data sheet no.	Porting pattern type	
H-4WMM 22 ..7X/...	22371	<b>22B</b>	
4WEH 22 ..7X/...	24751		
H-4WEH 22 ..7X/...			
4WH 22 ..7X/...			
H-4WH 22 ..7X/...			
H-4WEH 25 ..6X/...			
H-4WH 25 ..6X/...			
4WRGE 25 ...-1X/...			29070
4WRTE 25 ...-4X/...	29083		
4WRDE 25 ...-5X/...	29093		
4WRDU 25 ...-5X/...			
4WRH 25 ..-7X/...	29115		
4WRZ 25 ..-7X/...			
4WSE3EE 25 -2X/...	29595		
SV 30 P..-4X/...	21468	<b>30D</b>	
SL 30 P..-4X/...			
DZ 30 -.-5X/...	26391		
DR 30 -.-5X/...	26892		
FD 32 PA2X/...	27551		
DRG 30 -1X/...	29145		
DRE. 30 -4X/...	29178		
DB 30 ..-5X/...	25802		<b>30E</b>
DBW 30 ..-5X/...			
DB3U 30 ..5X/...	25826		
DBG 30 -1X/...	29139		
DBE. 30 -3X/...	29142		
DBEM. 30 -3X/...			
4WEH 32 ..6X/...	24751	<b>32B</b>	
H-4WEH 32 ..6X/...			
4WH 32 ..6X/...			
H-4WH 32 ..6X/...			
4WRTE 32 ...-4X/...	29083		
4WRDE 32 ...-5X/...	29093		
4WRDU 32 ...-5X/...			
4WRH 32 ..-7X/...	29115		
4WRZ 32 ..-7X/...			
4WSE3EE 32 -4X/...	29595		
4WRDE 35 ...-5X/...	29093		<b>35B</b>
4WRDU 35 ...-5X/...			

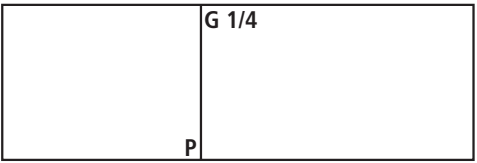
### Note:

All components listed under one porting pattern type feature the same porting pattern.

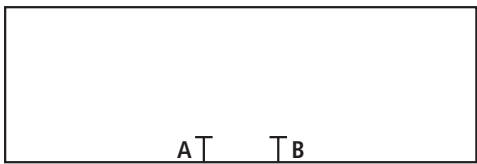
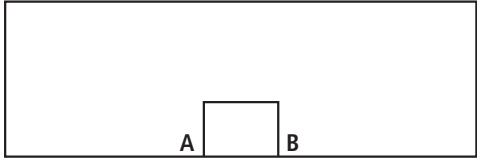
**Cover plates for porting pattern type 04A (e.g.: .WE4 .1X/...)**

Component designation	Type designation	Symbol	Plate L x W x H	Data sheet
	Material no.		Weight	Fixing screws
			Size of ports	Further information
Cover plate with R-ring plate	HSA 04 A001-1X/M00 R900535366		54 x 36 x 31 0.5 kg	R900265353 4 off M5 x 40

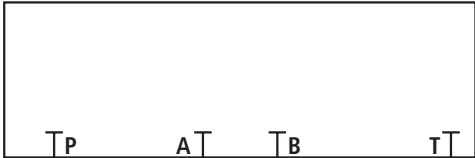
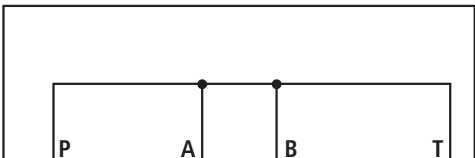

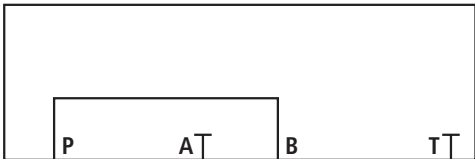
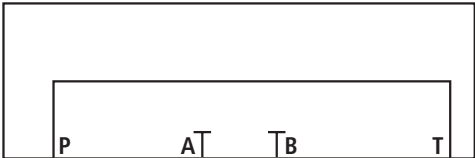
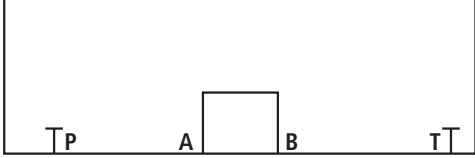
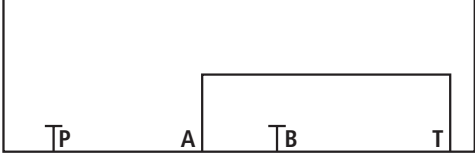
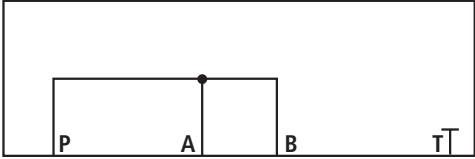
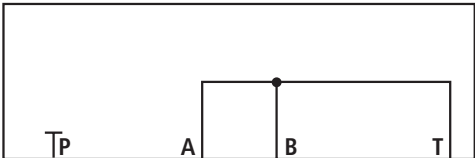
**Cover plates for porting pattern type 04J (e.g.: HED 8 OH1X/...)**

Component designation	Type designation	Symbol	Plate L x W x H	Data sheet
	Material no.		Weight	Fixing screws
			Size of ports	Further information
Cover plate	HSA 04 J021-3X/M01 R900548703		40 x 40 x 23 0.3 kg G 1/4	R900259654 2 off M5 x 30

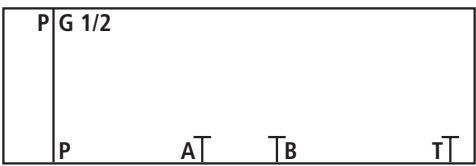
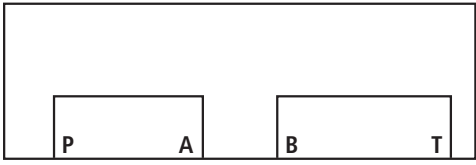
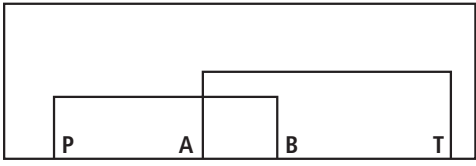
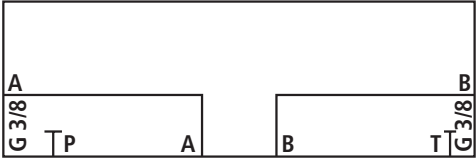
**Cover plates for porting pattern type 05G (e.g.: F5 P3-3X/...)**

Component designation	Type designation	Symbol	Plate L x W x H	Data sheet
	Material no.		Weight	Fixing screws
			Size of ports	Further information
Cover plate	HSA 05 G001-3X/M00 R900907655		60 x 60 x 21 0.5 kg	R900267876 4 off M5 x 30
Cover plate	HSA 05 G006-3X/M00 R900907654		60 x 60 x 21 0.5 kg	R900267877 4 off M5 x 30

## Cover plates for porting pattern type 06A (e.g.: 4WE 6 .6X/...)

Component designation	Type designation	Symbol	Plate L x W x H	Data sheet
	Material no.		Weight	Fixing screws
			Size of ports	Further information
Cover plate with R-ring plate	HSA 06 A001-3X/M00		65 x 45 x 21	R900261207
	R900316232		0.5 kg	4 off M5 x 30
Cover plate	HSA 06 A005-4X/M00		65 x 44 x 31	R901092295
	R901092289		0.6 kg	4 off M5 x 40 Thread M8 x 1 in channels P, A, B, and T
Cover plate	HSA 06 A009-4X/M00		65 x 44 x 31	R901091844
	R901091838		0.6 kg	4 off M5 x 40
Cover plate	HSA 06 A024-4X/M00		65 x 44 x 31	R901092275
	R901092273		0.6 kg	4 off M5 x 40
Cover plate	HSA 06 A012-4X/M00		65 x 44 x 31	R901091849
	R901091847		0.6 kg	4 off M5 x 40
Cover plate	HSA 06 A006-4X/M00		65 x 44 x 31	R901092280
	R901092277		0.6 kg	4 off M5 x 40
Cover plate	HSA 06 A011-4X/M00		65 x 44 x 31	R901092343
	R901092342		0.6 kg	4 off M5 x 40
Cover plate	HSA 06 A004-4X/M00		65 x 44 x 31	R901092295
	R901092293		0.6 kg	4 off M5 x 40
Cover plate	HSA 06 A016-4X/M00		65 x 44 x 31	R901092288
	R901092286		0.6 kg	4 off M5 x 40

## Cover plates for porting pattern type 06A (e.g.: 4WE 6 .6X/...)

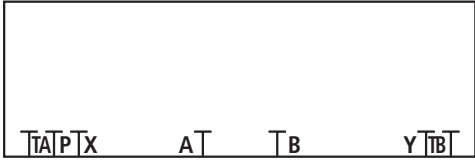
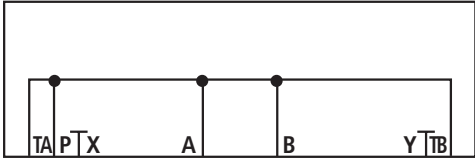
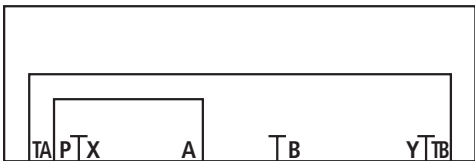
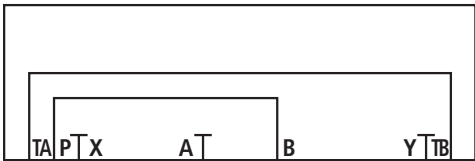

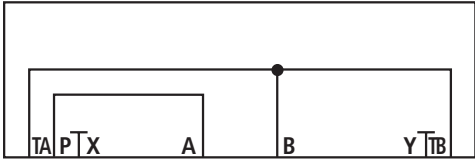
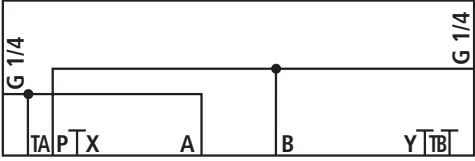
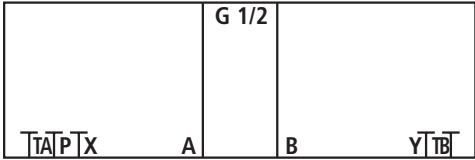
Component designation	Type designation	Symbol	Plate L x W x H	Data sheet
	Material no.		Weight	Fixing screws
			Size of ports	Further information
Cover plate	HSA 06 A021-4X/M00 R901092303		65 x 44 x 31 0.6 kg G 1/2	R901092318 4 off M5 x 40
Cover plate	HSA 06 A010-3X/M00 R900407515		65 x 44 x 21 0.4 kg	R900261213 4 off M5 x 30
Cover plate	HSA 06 A007-3X/M00 R900327927		65 x 45 x 17 0.4 kg	R900261210 4 off M5 x 16
Cover plate with R-ring plate	HSA 06 A025-3X/M01 R900579810		65 x 44 x 42 0.8 kg G 3/8	R900264995 4 off M5 x 50

## Cover plates for porting pattern type 06A (e.g.: 4WE 6 .6X/...)

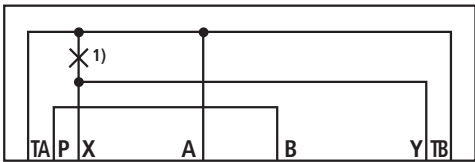
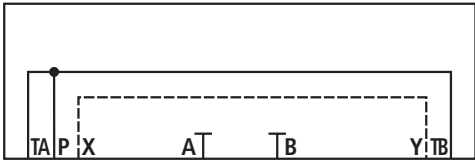
Component designation	Type designation	Symbol	Plate L x W x H	Data sheet
	Material no.		Weight	Fixing screws
			Size of ports	Further information
<b>Cover plate</b>	Example of type: HSA 06 A064-3X/ <sup>15</sup> S <sup>16</sup> 200 M00 R900915985		120 x 44 x 51 2.2 kg	R900266511 4 off M5 x 60
<b>Valves fitted on cover plate:</b>	• Pressure relief valve, direct operated DBD <sup>15</sup> S 6 K1X/ <sup>16</sup> 200			RE 25402
	• Included in the scope of supply! – Complete valve type designation according to page 17.			
<b>Cover plate</b>	Example of type: HSA 06 A054-3X/ <sup>15</sup> S <sup>16</sup> 050 M00 R900558067		120 x 44 x 51 2.2 kg	R900263979 4 off M5 x 60
<b>Valves fitted on cover plate:</b>	• Pressure relief valve, direct operated DBD <sup>15</sup> S 6 K1X/ <sup>16</sup> 50			RE 25402
<b>Cover plate</b>	Example of type: HSA 06 A071-3X/ <sup>23</sup> G24 <sup>24</sup> N9 K4M00 R900916001		120 x 44 x 100 2.2 kg	R900263638 4 off M5 x 100
<b>Valves fitted on cover plate:</b>	• 3/2 directional poppet valve M-3SED 6 CK1X/350C <sup>23</sup> G24 <sup>24</sup> N9 K4			RE 22049
<b>Cover plate</b>	Example of type: HSA 06 A031-3X/AS1C -BS1C <sup>23</sup> G24 <sup>24</sup> N9 K4M00 R900979164		120 x 44 x 70 3.4 kg	R900243856 4 off M5 x 80
<b>Valves fitted on cover plate:</b>	• 3/2 directional poppet valve KSDER 1CA/HC <sup>23</sup> G24 <sup>24</sup> N9 K4			RE 18136-03
	• Included in the scope of supply! – Complete valve type designation according to page 17.			



## Cover plates for porting pattern type 10B (e.g.: 4WEH 10 ..4X/...)

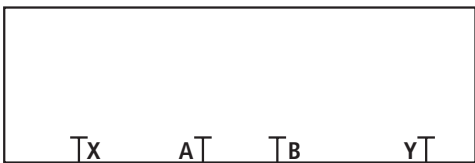
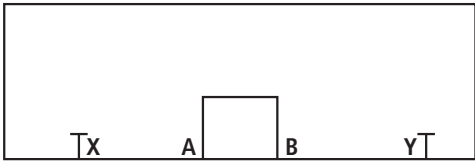
Component designation	Type designation	Symbol	Plate L x W x H	Data sheet
	Material no.		Weight	Fixing screws
			Size of ports	Further information
Cover plate with R-ring plate	HSA 10 B001-3X/M00		90 x 70 x 21	R900261221
	R900302150		1.0 kg	4 off M6 x 30
Cover plate	HSA 10 B005-3X/M00		90 x 70 x 41	R900269227
	R900915851		1.9 kg	4 off M6 x 50 Thread M10 x 1 in channels P, A, B, TA and TB
Cover plate with R-ring plate	HSA 10 B015-3X/M00		90 x 70 x 31	R900261227
	R900367014		1.4 kg	4 off M6 x 40
Cover plate with R-ring plate	HSA 10 B013-3X/M00		90 x 70 x 31	R900261226
	R900502633		1.4 kg	4 off M6 x 40
Cover plate	HSA 10 B012-3X/M00		90 x 70 x 41	R900261225
	R900502632		1.9 kg	4 off M6 x 50
Cover plate	HSA 10 B010-3X/M00		90 x 70 x 51	R900261224
	R900497359		2.3 kg	4 off M6 x 60
Cover plate with R-ring plate	HSA 10 B028-3X/M01		90 x 70 x 30	R900261427
	R900586693		1.4 kg	4 off M6 x 40
Cover plate with R-ring plate	HSA 10 B022-3X/M01		90 x 70 x 32	R900264339
	R900576302		1.4 kg	4 off M6 x 30
			G 1/2	

## Cover plates for porting pattern type 10B (e.g.: 4WEH 10 ..4X/...)

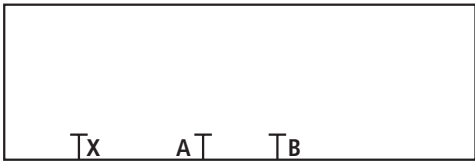
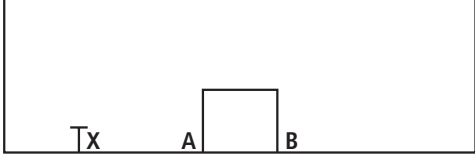
Component designation	Type designation	Symbol	Plate L x W x H	Data sheet
	Material no.		Weight	Fixing screws
			Size of ports	Further information
Cover plate	HSA 10 B018-3X/M00 R900550520		100 x 70 x 50 2.5 kg	R900259810 4 off M6 x 60
Cover plate	HSA 10 B019-3X/M00 R900903210		90 x 70 x 41 2.0 kg	R900267089 4 off M6 x 50

<sup>1)</sup> If required, a connection can be provided by removing the double plug.

## Cover plates for porting pattern type 10D (e.g.: SL 10 P ..4X/...)

Component designation	Type designation	Symbol	Plate L x W x H	Data sheet
	Material no.		Weight	Fixing screws
			Size of ports	Further information
Cover plate	HSA 10 D001-3X/M00 R900906197		70 x 90 x 26 1.2 kg	R900267619 4 off M10 x 40
Cover plate	HSA 10 D006-3X/M00 R900906231		70 x 90 x 26 1.2 kg	R900267620 4 off M10 x 40

## Cover plates for porting pattern type 10E (e.g.: DB 10..-5X/...)

Component designation	Type designation	Symbol	Plate L x W x H	Data sheet
	Material no.		Weight	Fixing screws
			Size of ports	Further information
Cover plate	HSA 10 E001-3X/M00 R900551001		92 x 78 x 30 1.5 kg	R900259799 4 off M12 x 50
Cover plate	HSA 10 E006-3X/M00 R900907077		92 x 78 x 30 1.5 kg	R900267800 4 off M12 x 50

## Cover plates for porting pattern type 10F (e.g.: 4WS2E. 10-4X/...)

Component designation	Type designation	Symbol	Plate L x W x H	Data sheet
	Material no.		Weight	Fixing screws
			Size of ports	Further information
Cover plate with R-ring plate	HSA 10 F001-3X/M00		90 x 70 x 21	R900265956
	R900564956		1.0 kg	4 off M6 x 30
Cover plate	HSA 10 F003-3X/M00		90 x 70 x 41	R900261235
	R900308492		2.0 kg	4 off M6 x 50

## Cover plates for porting pattern type 10G (e.g.: 2FRM 10 -3X/...)

Component designation	Type designation	Symbol	Plate L x W x H	Data sheet
	Material no.		Weight	Fixing screws
			Size of ports	Further information
Cover plate	HSA 10 G001-3X/M00		100 x 100 x 20	R900267951
	R900302588		1.5 kg	4 off M8 x 30
Cover plate	HSA 10 G006-3X/M00		100 x 100 x 30	R900267952
	R900907967		2.0 kg	4 off M8 x 40

## Cover plates for porting pattern type 10H (e.g.: DBC 10 -.-5X/...)

Component designation	Type designation	Symbol	Plate L x W x H	Data sheet
	Material no.		Weight	Fixing screws
			Size of ports	Further information
Cover plate	HSA 10 H001-3X/M00		80 x 65 x 29	R900265991
	R900545468		1.5 kg	4 off M8 x 40
Cover plate	HSA 10 H006-3X/M00		80 x 65 x 29	R900265992
	R900545469		1.4 kg	4 off M8 x 40

## Cover plates for porting pattern type 16B (e.g.: 4WEH 16 ..6X/...)

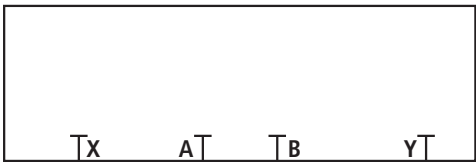
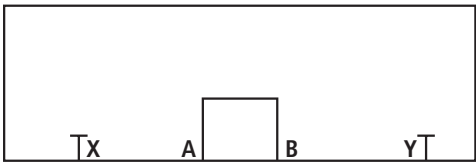
Component designation	Type designation	Symbol	Plate L x W x H	Data sheet
	Material no.		Weight	Fixing screws
			Size of ports	Further information
Cover plate	HSA 16 B001-3X/M00 R900381272		140 x 91 x 20 1.9 kg	R900261228 2 off M6 x 30 4 off M10 x 35
Cover plate	HSA 16 B010-3X/M00 R900502635		140 x 91 x 84 7.8 kg	R900261231 2 off M6 x 100 4 off M10 x 100
Cover plate	HSA 16 B007-3X/M00 R900502634		140 x 91 x 40 3.7 kg	R900261229 2 off M6 x 50 4 off M10 x 55
Cover plate	HSA 16 B017-4X/M00 R900904217		140 x 91 x 55 5.1 kg	R900267221 2 off M6 x 70 4 off M10 x 70
Cover plate	HSA 16 B018-4X/M00 R900904224		140 x 91 x 55 5.1 kg	R900267220 2 off M6 x 70 4 off M10 x 70

<sup>1)</sup> If required, a connection can be provided by removing the double plug.

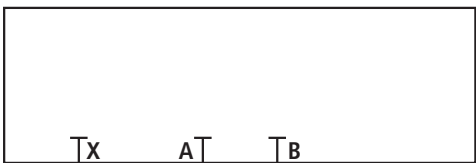
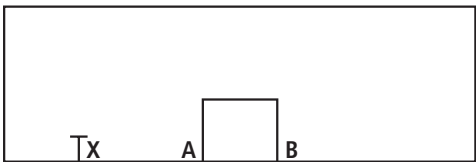
## Cover plates for porting pattern type 16G (e.g.: 2FRM 16 -3X/...)

Component designation	Type designation	Symbol	Plate L x W x H	Data sheet
	Material no.		Weight	Fixing screws
			Size of ports	Further information
Cover plate	HSA 16 G001-3X/M00 R900908048		122 x 124 x 26 2.8 kg	R900267960 4 off M10 x 40
Cover plate	HSA 16 G006-3X/M00 R900908044		122 x 124 x 36 4.0 kg	R900267961 4 off M10 x 50

## Cover plates for porting pattern type 20D (e.g.: SL 20 P ..-4X/...)

Component designation	Type designation	Symbol	Plate L x W x H	Data sheet
	Material no.		Weight	Fixing screws
			Size of ports	Further information
Cover plate	HSA 20 D001-3X/M00 R900906130		100 x 100 x 26 1.9 kg	R900267602 4 off M10 x 40
Cover plate	HSA 20 D006-3X/M00 R900906134		100 x 100 x 36 2.6 kg	R900267603 4 off M10 x 50

## Cover plates for porting pattern type 20E (e.g.: DB 20 ..-5X/...)

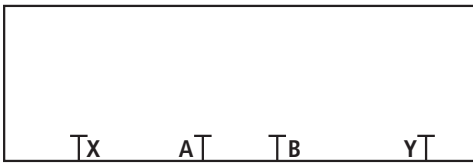
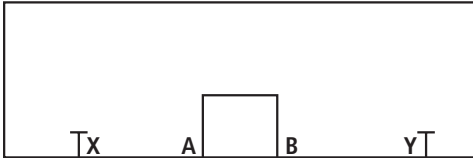
Component designation	Type designation	Symbol	Plate L x W x H	Data sheet
	Material no.		Weight	Fixing screws
			Size of ports	Further information
Cover plate	HSA 20 E001-3X/M00 R900907078		120 x 100 x 26 2.2 kg	R900267801 4 off M16 x 50
Cover plate	HSA 20 E006-3X/M00 R900907072		120 x 100 x 36 3.0 kg	R900267802 4 off M16 x 60

## Cover plates for porting pattern type 22B (e.g.: 4WEH 22 ..-7X/...)

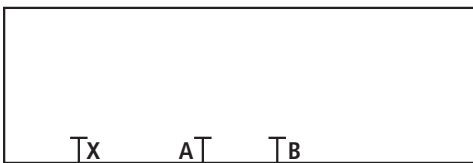
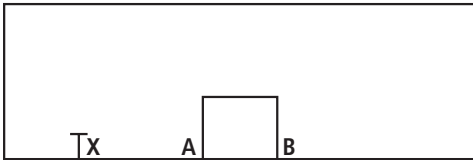
Component designation	Type designation	Symbol	Plate L x W x H	Data sheet
	Material no.		Weight	Fixing screws
			Size of ports	Further information
Cover plate	HSA 22 B001-3X/M00 R900327259		160 x 117 x 20 2.7 kg	R900261232 6 off M12 x 40
Cover plate	HSA 22 B010-3X/M00 R900327260		160 x 117 x 62 8.4 kg	R900261234 6 off M12 x 80
Cover plate	HSA 22 B007-3X/M00 R900502757		160 x 117 x 40 5.4 kg	R900261233 6 off M12 x 80
Cover plate	HSA 22 B017-4X/M00 R900904989		160 x 117 x 62 8.4 kg	R900267398 6 off M12 x 80
Cover plate	HSA 22 B018-4X/M00 R900904988		160 x 117 x 62 8.4 kg	R900267399 6 off M12 x 80

<sup>1)</sup> If required, a connection can be provided by removing the double plug.

**Cover plates for porting pattern type 30D (e.g.: SL 30 P ..-4X/...)**

Component designation	Type designation	Symbol	Plate L x W x H	Data sheet
	Material no.		Weight	Fixing screws
			Size of ports	Further information
Cover plate	HSA 30 D001-3X/M00 R900906234		120 x 120 x 26 2.7 kg	R900267621 6 off M10 x 40
Cover plate	HSA 30 D006-3X/M00 R900906235		120 x 120 x 47 4.8 kg	R900267622 6 off M10 x 60

**Cover plates for porting pattern type 30E (e.g.: DB30 ..-5X7..)**

Component designation	Type designation	Symbol	Plate L x W x H	Data sheet
	Material no.		Weight	Fixing screws
			Size of ports	Further information
Cover plate	HSA 30 E001-3X/M00 R900907071		150 x 115 x 26 3.2 kg	R900267803 4 off M18 x 50
Cover plate	HSA 30 E006-3X/M00 R900907079		150 x 115 x 46 5.7 kg	R900267804 4 off M18 x 70

**Cover plates for porting pattern type 32B (e.g.: 4WEH 32 ..6X/...)**

Component designation	Type designation	Symbol	Plate L x W x H	Data sheet
	Material no.		Weight	Fixing screws
			Size of ports	Further information
Cover plate	HSA 32 B001-3X/M00 R900564380		230 x 197 x 50 16.5 kg	R900261448 6 off M20 x 80
Cover plate	HSA 32 B010-3X/M00 R900566192		230 x 197 x 100 33 kg	R900261447 6 off M20 x 130
Cover plate	HSA 32 B017-3X/M00 R900550595		261 x 197 x 60 22.5 kg	R900259800 6 off M20 x 90
Cover plate	HSA 32 B018-4X/M00 R900901069		261 x 197 x 60 22.5 kg	R900266693 6 off M20 x 90

**Cover plates for porting pattern type 35B (e.g. 4WRDE. 35 ..-5X/...)**

Component designation	Type designation	Symbol	Plate L x W x H	Data sheet
	Material no.		Weight	Fixing screws
			Size of ports	Further information
Cover plate	HSA 35 B017-3X/M00 R900907619		261 x 197 x 60 22.5 kg	R900267939 6 off M20 x 90

<sup>1)</sup> If required, a connection can be provided by removing the double plug.



## Seal kits for cover plates (NBR seals)

Porting pattern type	Seal kit	Material no.
04A	HSA 04 A...-1X/M	R900853054
04J	HSA 04 J...-3X/M	R900853066
05G	HSA 05 G...-3X/M	R900853071
06A	HSZ 06 A...-3X/M	R900313192
10B	HSZ 10 B...-3X/M	R900313194
10D	HSA 10 D...-3X/M	R900853072
10E	HSA 10 E...-3X/M	R900853073
10F	HSA1 0 F...-3X/M	R900843113

Porting pattern type	Seal kit	Material no.
10H	HSA 10 H...-3X/M	R900853070
16B	HSZ 16 B...-3X/M	R900853074
16G	HSA 16 G...-3X/M	R900853075
20D	HSA 20 D...-3X/M	R900853076
20E	HSA 20 E...-3X/M	R900853078
22B	HSZ 22 B...-3X/M	R900853079
30D	HSA 30 D...-3X/M	R900853080
30E	HSA 30 E...-3X/M	R900853081
32B	HSZ 32 B...-3X/M	R900853082

## Supplementary details on type designations

14	<input type="checkbox"/>	Type of seal:	NBR seals FKM seals (other seals on enquiry)	= No code = V
<b>⚠ Caution!</b> Observe compatibility of seals with hydraulic fluid used!				
15	<input type="checkbox"/>	Adjustment element on pressure relief valve type DBD..6..:	Grub screw with hexagon and protective cap Rotary knob Lockable rotary knob	= S = H = A
16	<input type="checkbox"/>	Pressure setting of pressure relief valve type DBD..6..: <b>⚠ Caution!</b> Code ( ) for complete type!	up to 25 bar up to 50 bar up to 100 bar up to 200 bar up to 315 bar	= 25 (025) = 50 (050) = 100 = 200 = 315
23	<input type="checkbox"/>	Solenoid voltage of directional valve:	24 V DC 96 V DC 205 V DC	= G24 = G96 = G205
24	<input type="checkbox"/>	Manual override on directional valve:	Without manual override With concealed manual override	= No code = N9
<b>Types of electrical connection</b> Individual connection; with component plug to DIN EN 175301-803 and ISO 4400; without cable socket = K4				

## Plugs for valve bores

Type M-SR . KE..-1X/ to data sheet RE 20380

Connection A – B closed			
Size	Material no.	Type of seal	
		NBR	FKM
8	R900542329	X	--
10	R900542330	X	--
15	R900542331	X	--
20	R900542332	X	--
25	R900542333	X	--
30	R900542334	X	--

## Plug screws for valve bores

Type DBD. . K1X/... to data sheet RE 25402

Connection P – T closed			
Size	Material no.	Type of seal	
		NBR	FKM
4	R900542686	X	--
6	R900305874	X	--
10	R900305875	X	--
20	R900305876	X	--
30	R900305877	X	--

Connection P – T open			
Size	Material no.	Type of seal	
		NBR	FKM
4	R900542684	X	--
6	R900320590	X	--
10	R900320591	X	--
20	R900320592	X	--
30	R900320593	X	--

Type DB 6 K.-4X/... to data sheet RE 25731

Connection A – B closed			
Size	Material no.	Type of seal	
		NBR	FKM
6	R900315988	X	--
6	R900315995	--	X

Connection A – B open			
Size	Material no.	Type of seal	
		NBR	FKM
6	R900315989	X	--
6	R900315996	--	X

Type DB 10 K.-4X/... to data sheet RE 25731

Type DR 10 K.-3X/... to data sheet RE 26850

Connection A – B closed			
Size	Material no.	Type of seal	
		NBR	FKM
10	R900329716	X	--
10	R900329718	--	X

Connection A – B open			
Size	Material no.	Type of seal	
		NBR	FKM
10	R900329717	X	--
10	R900329719	--	X

## Plug screws for valve bores

Type DB 20 K.-1X/Y to data sheet RE 25818

Type DR 20 K.-1X/... to data sheet RE 26893

Type MHDB. 22 ..-1X/... to data sheet RE 64642

Connection A – B closed, X – Y closed			
Size	Material no.	Type of seal	
		NBR	FKM
20	R900309110	X	--

For the mounting cavity of valve DB 20 K.-1X/.XY a further plug screw is required with a seal between B and X.

Connection A – B open, X – Y closed			
Size	Material no.	Type of seal	
		NBR	FKM
20	R900324884	X	--
20	R900324885	--	X

Type FG . C.-2X/... to data sheet RE 27226

Type FK . C.-2X/... to data sheet RE 27226

Connection A – B open			
Size	Material no.	Type of seal	
		NBR	FKM
16	R900315493	X	--
25	R900315436	X	--
32	R900318628	X	--

Type 2FRM 6 K2-1X/... to data sheet RE 28155

Connection A – B closed			
Size	Material no.	Type of seal	
		NBR	FKM
6	R900852992	X	--

Connection A – B open			
Size	Material no.	Type of seal	
		NBR	FKM
6	R900024744	X	--

## Notes

---

Bosch Rexroth AG  
Hydraulics  
Zum Eisengießer 1  
97816 Lohr am Main, Germany  
Phone +49 (0) 93 52 / 18-0  
Fax +49 (0) 93 52 / 18-23 58  
documentation@boschrexroth.de  
www.boschrexroth.de

© This document, as well as the data, specifications and other information set forth in it, are the exclusive property of Bosch Rexroth AG. It may not be reproduced or given to third parties without its consent.

The data specified above only serve to describe the product. No statements concerning a certain condition or suitability for a certain application can be derived from our information. The information given does not release the user from the obligation of own judgment and verification. It must be remembered that our products are subject to a natural process of wear and aging.